

# Model E Series

## ELECTRIC BOOM LIFTS



### Features

- Eight 6V 370 Amp-Hour Deep Cycle Batteries
- Automatic Traction Control (ATC)
- Inward Self-Closing Swing Gate
- 180 Degree Hydraulic Platform Rotator
- 110V-AC Receptacle on Platform
- 5 Degree Tilt Alarm/Indicator Light
- Hourmeter
- Battery Condition Indicator
- Lifting/Tie Down Lugs
- Horn
- Operator Tool Tray
- All Motion Alarm

### Accessories & Options

- Platform Worklights
- Mesh to Top Rail—Bolt-on Aluminum
- Acrylic Console Shield
- Cylinder Bellows
- UL® EE Rating<sup>1</sup>
- Flashing Amber Beacon

1. Not available on Multi-Powered models

Please refer to the JLG Aerial Work Platform Sales Manual for additional features and accessories.

### Specifications

#### Reach

Platform Height	
E300A/J/E 300AJP	30 ft (9.14 m)
E400A/E400AJP	40 ft (12.19 m)
E400A Narrow/E400AJP Narrow	40 ft (12.19 m)
E450A/E450AJ	45 ft (13.72 m)
Horizontal Outreach	
E400A/E400AJP	21 ft 2 in. (6.45 m)
E400A Narrow/E400AJP Narrow	21 ft 2 in. (6.45 m)
E450A	23 ft 1 in. (7.04 m)
With Jib	
E300AJ	20 ft (6.1 m)
E450AJ	23 ft 9 in. (7.24 m)
With JibPLUS	
E300AJP	20 ft 6 in. (6.25 m)
E400AJP/E400AJP Narrow	22 ft 5 in. (6.83 m)
Up and Over Height	
E300AJ/E300AJP	13 ft 1 in. (3.99 m)
E400A/E400AJP	21 ft 6 in. (6.55 m)
E400A Narrow/E400AJP Narrow	21 ft 6 in. (6.55 m)
E450A	24 ft 7 in. (7.49 m)
E450AJ	25 ft 3 in. (7.7 m)
Swing	360 Degrees Non-Continuous
Platform Capacity	500 lb (227 kg)
Platform Rotator	180 Degrees Hydraulic
Jib (range of articulation)	
E300AJ/E300AJP	144 Degrees (+84, -60) Vertical
E450AJ	141 Degrees (+86, -55) Vertical
JibPLUS	
E300AJP/E400AJP/E400AJP Narrow	180 Degrees Horizontal
E400AJP/E400AJP Narrow	144 Degrees (+84, -60) Vertical

(continued on back page)



#### Versatility to Meet Your Needs

- Choose from three popular platform heights and three chassis widths
- Non-jib and optional jib models
- Automatic traction control for on and off slab mobility
- Zero emissions and low noise

#### Power to Stay On the Job Longer

- Industry-leading duty cycles
- Multi-power models provide round-the-clock operation and faster battery charging

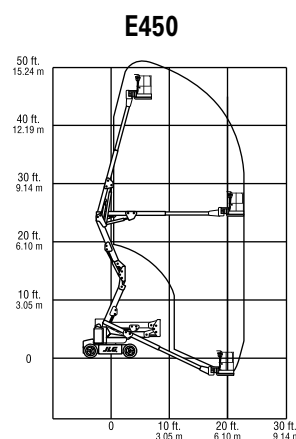
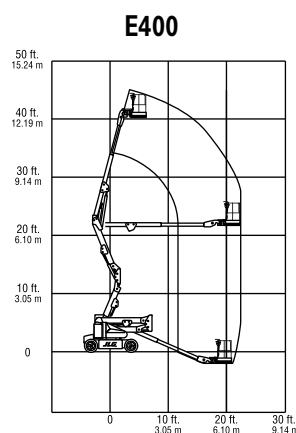
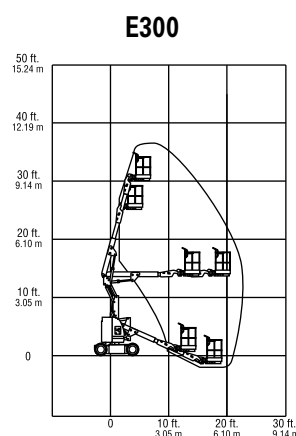
#### Unmatched Reach and Positioning Capabilities

- Exclusive JibPLUS® boom option provides 180-degree range of side-to-side movement
- 48 in. narrow chassis models for narrow aisles
- Near vertical jib positioning and access to areas other machines can't reach
- Multiple function operation for efficient maneuvering in tight spaces

# Model E Series

## ELECTRIC BOOM LIFTS

### Specifications



### Dimensions

<b>Platform Size</b>	
E300AJ/E300AJP	30 x 48 in. (0.76 x 1.22 m)
E400A Narrow	30 x 48 in. (0.76 x 1.22 m)
E400AJ Narrow	30 x 48 in. (0.76 x 1.22 m)
E400A/E400AJP	30 x 60 in. (0.76 x 1.52 m)
E450A/E450AJ	30 x 60 in. (0.76 x 1.52 m)
<b>Overall Width</b>	
E300AJ/E300AJP	4 ft (1.22 m)
E400A/E400AJP/E450A/E450AJ	5 ft 9 in. (1.75 m)
E400A Narrow/E400AJP Narrow	4 ft 11 in. (1.5 m)
<b>Tailswing</b>	
E300AJ/E300AJP/E400A	Zero
E400AJ/E450A/E450AJ	Zero
E400A Narrow/E400AJP Narrow	4 in. (10 cm)
<b>Stowed Height</b>	
E300AJ/E300AJP/E400A	6 ft 7 in. (2.0 m)
E400AJ/E450AJ	6 ft 7 in. (2.0 m)
E400A Narrow/E400AJP Narrow	6 ft 5.75 in. (1.97 m)
E450A	6 ft 6 in. (1.98 m)
<b>Stowed Length</b>	
E400A/E400AJP/E400A Narrow	18 ft 1 in. (5.5 m)
E400AJ Narrow	18 ft 1 in. (5.5 m)
E450A	19 ft 1 in. (5.82 m)
<b>With Jib</b>	
E300AJ	18 ft (5.49 m)
E450AJ	21 ft 2 in. (6.45 m)
<b>With JibPLUS</b>	
E300AJ/E400AJP	18 ft 8 in. (5.70 m)
E400AJ Narrow	22 ft (6.7 m)
<b>Wheelbase</b>	
E300AJ/E300AJP	5 ft 5 in. (1.65 m)
E400A/E400AJP/E400A Narrow	6 ft 7 in. (2.0 m)
E400AJ Narrow/E450A/E450AJ	6 ft 7 in. (2.0 m)
<b>Ground Clearance</b>	
E300AJ/E300AJP	4 in. (10 cm)
E400A/E400AJP/E450A/E450AJ	8.5 in. (22 cm)
E400A Narrow/E400AJP Narrow	5 in. (13 cm)
<b>Weight</b>	
E400A/E400AJP	12,100 lb (5,488 kg)
E400A Narrow/E400AJP Narrow	13,100 lb (5,942 kg)
E450A	12,600 lb (5,715 kg)
<b>With Jib</b>	
E300AJ	15,400 lb (6,985 kg)
E450AJ	14,400 lb (6,532 kg)
<b>With JibPLUS</b>	
E300AJP	15,800 lb (7,166 kg)
E400AJP	13,700 lb (6,214 kg)
E400AJP Narrow	14,900 lb (6,759 kg)
<b>Ground Bearing Pressure</b>	
E300AJ/E300AJP	121 psi (8.47 kg/cm <sup>2</sup> )
E400A/E400AJP	80 psi (5.6 kg/cm <sup>2</sup> )
E400A Narrow/E400AJP Narrow	95 psi (6.7 kg/cm <sup>2</sup> )
E450A	64 psi (4.48 kg/cm <sup>2</sup> )
E450AJ	75 psi (5.25 kg/cm <sup>2</sup> )
<b>With JibPLUS</b>	
E300AJP	130 psi (9.1 kg/cm <sup>2</sup> )
E400AJP	74 psi (5.2 kg/cm <sup>2</sup> )
E400AJP Narrow	185 psi (13.0 kg/cm <sup>2</sup> )

### Chassis

<b>Drive Speed</b>	
E300AJ/E300AJP	3.0 mph (4.8 kmph)
E400A Narrow/E400AJP Narrow	3.0 mph (4.8 kmph)
E400A/E400AJP/E450A/E450AJ	3.2 mph (5.2 kmph)
<b>Gradeability</b>	
E300AJ/E300AJP	25%
E400A/E400AJP/E400A Narrow	30%
E400AJP Narrow/E450A/E450AJ	30%
<b>Turning Radius (Inside)</b>	
E300AJ/E300AJP	5 ft (1.52 m)
E400A/E400AJP/E450A/E450AJ	2 ft (61 cm)
E400A Narrow/E400AJP Narrow	2 ft 10 in. (86 cm)
<b>Turning Radius (Outside)</b>	
E300AJ/E300AJP	10 ft 2 in. (3.1 m)
E400A/E400AJP/E400A Narrow	10 ft 4 in. (3.15 m)
E400AJP Narrow/E450A/E450AJ	10 ft 4 in. (3.15 m)
<b>Tire Size/Type</b>	
E300AJ/E300AJP	7.5 x 12 Non-Marking
E400A/E400AJP	240/55-17.5 pneumatic
E450A/E450AJ	240/55-17.5 pneumatic
<b>Tire Size/Type (front)</b>	
E400A Narrow/E400AJP Narrow	22 x 6 x 17.5 Non-Marking
<b>Tire Size/Type (back)</b>	
E400A Narrow/E400AJP Narrow	22 x 7 x 12 Non-Marking

### Power Source

<b>Electrical System</b>	
Batteries	8 x 6V, 370 amp-hr
Drive Motors	Dual Electric Traction
Brakes	Automatic Spring Applied Multiple Disks
Hydraulic Motor/Pump	Permanent Magnet Motor/Gear Pump
<b>Hydraulic Reservoir</b>	
E300AJ/E300AJP	3 gal. (11.4 L)
E400A/E400AJP/E400A Narrow	4 gal. (15.2 L)
E400AJP Narrow/E450A/E450AJ	4 gal. (15.2 L)
<b>Generator Set (Multi-Power Options)</b>	
E400A/E400AJP/E400A Narrow	Fully Automatic, 45 Amp Kubota 6 hp Air-Cooled Engine
E400AJP Narrow/E450A/E450AJ	Fully Automatic, 45 Amp Kubota 6 hp Air-Cooled Engine
<b>Engine Fuel Tank</b>	
E400A/E400AJP/E400A Narrow	4 gal. (15.2 L)
E400AJP Narrow/E450A/E450AJ	4 gal. (15.2 L)

Form No.: SS-EB00MS-1202-10M  
Part No.: 3131119  
R020704  
Printed in USA

Tel.: +971 4 885 6065 • Fax: +971 4 885 6034  
P.O. Box 213645 Dubai Investment Park, Dubai, U.A.E  
Email: andyगतing@manliftgroup.com  
www.manliftgroup.com