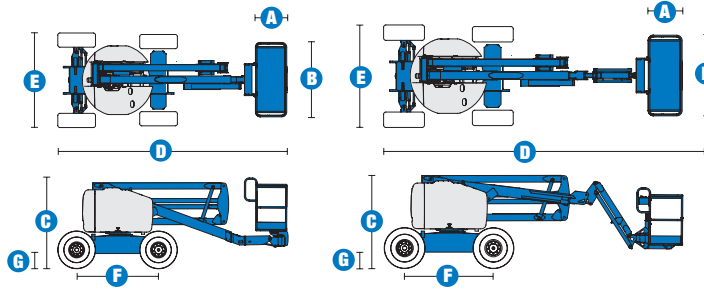


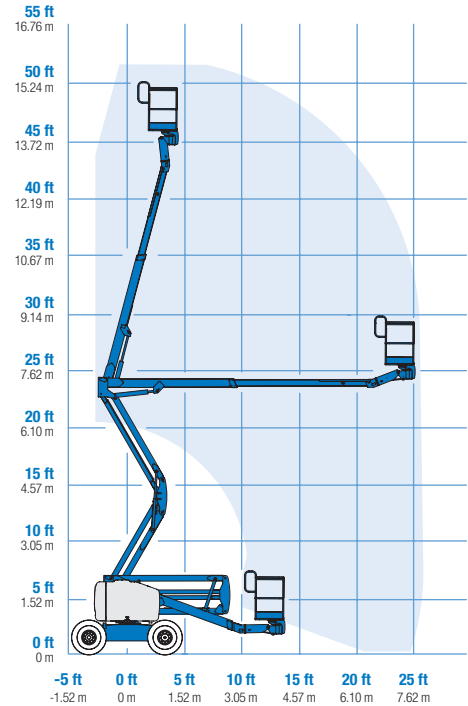
SELF-PROPELLED ARTICULATING BOOMS

Z™-45/25 RT & Z™-45/25J RT

Specifications



RANGE OF MOTION Z™-45/25 RT

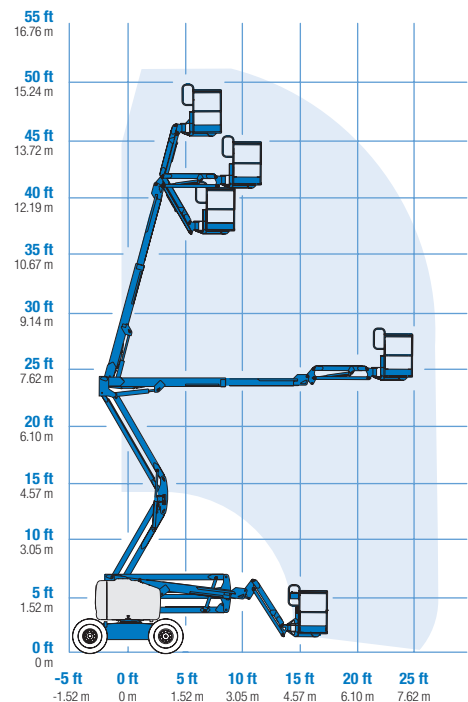


MODELS	Z™-45/25 RT		Z™-45/25J RT	
	US	Metric	US	Metric
Working height maximum*	51 ft 11 in	16.00 m	52 ft 2 in	16.07 m
Platform height maximum	45 ft 11 in	14.00 m	46 ft 2 in	14.07 m
Horizontal reach maximum	25 ft	7.62 m	25 ft 1 in	7.65 m
Up and over clearance maximum	23 ft 6 in	7.16 m	23 ft 6 in	7.16 m
A Platform length	2 ft 6 in	.76 m	2 ft 6 in	.76 m
B Platform width	6 ft	1.83 m	6 ft	1.83 m
C Height - stowed	6 ft 11 in	2.11 m	6 ft 11 in	2.11 m
D Length - stowed	18 ft 3 in	5.56 m	22 ft 5 in	6.83 m
E Width	7 ft 6 in	2.29 m	7 ft 6 in	2.29 m
F Wheelbase	6 ft 8 in	2.03 m	6 ft 8 in	2.03 m
G Ground clearance - center	1 ft 3.5 in	.39 m	1 ft 3.5 in	.39 m

PRODUCTIVITY

Lift capacity	500 lbs	227 kg	500 lbs	227 kg
Platform rotation	180°		160°	
Vertical Jib rotation	—		135°	
Turntable rotation	355° non-continuous		355° non-continuous	
Turntable tailswing	zero		zero	
Drive speed - stowed	5.0 mph	8.0 km/h	5.0 mph	8.0 km/h
Drive speed - raised **	0.68 mph	1.1 km/h	0.61 mph	1.0 km/h
Gradeability - 2WD - stowed***	30%		30%	
Gradeability - 4WD - stowed***	45%		45%	
Turning radius - inside	5 ft 6 in	1.70 m	5 ft 6 in	1.70 m
Turning radius - outside	14 ft 9 in	4.50 m	14 ft 9 in	4.50 m
Controls	12 V DC proportional		12 V DC proportional	
Tires	355/55 D625		355/55 D625	

RANGE OF MOTION Z™-45/25J RT



POWER

Power source	Ford DSG-423 4 cylinder gas/LPG 75 hp (56 kW) Deutz diesel D2011L03i 3 cylinder diesel 48 hp (35.8 kW) Perkins diesel 404-D22 4 cylinder diesel 51 hp (38 kW)			
Auxiliary power unit	12 V DC		12 V DC	
Hydraulic tank capacity	24 gal	90.8 L	24 gal	90.8 L
Fuel tank capacity	17 gal	64.4 L	17 gal	64.4 L

WEIGHT****

2WD	13,675 lbs	6,203 kg	14,300 lbs	6,486 kg
4WD	13,875 lbs	6,294 kg	14,500 lbs	6,577 kg

STANDARDS COMPLIANCE

ANSI A92.5, CSA B354.4, CE Compliance, AS 1418.10

* The metric equivalent of working height adds 2 m to platform height. U.S. adds 6 ft to platform height.

** In lift mode (platform raised), the machine is designed to operate on firm, level surfaces only.

*** Gradeability applies to driving on slopes. See operator's manual for details regarding slope ratings.

**** Weight will vary depending on options and/or country standards.

Features

EASILY CONFIGURED TO MEET YOUR NEEDS

PLATFORM OPTIONS

- Steel 6 ft (1.83 m) (standard)
- Steel 4 or 5 ft (1.22 or 1.52 m)
- Steel 6 ft (1.83 m) tri-entry**

JIB OPTIONS

- Non-jib
- 5 ft (1.52 m) jib boom

POWER OPTIONS

- Ford gas/LPG 75 hp (56 kW)
- Deutz diesel 48 hp (35.8 kW)
- Perkins diesel 51 hp (38 kW)

DRIVE OPTIONS

- 2WD
- 4WD

AXLE OPTIONS

- Active oscillation (standard on 4WD)
- Non-oscillating

TIRE OPTIONS

- Rough terrain air-filled (standard)
- Rough terrain foam-filled
- Rough terrain non-marking (air or foam-filled)
- High flotation
- Sealant treated air-filled

STANDARD FEATURES

MEASUREMENTS

Z™-45/25 RT

- 51 ft 11 in (16.00 m) working height
- 25 ft (7.62 m) horizontal reach
- 23 ft 6 in (7.16 m) up and over clearance
- Up to 500 lb (227 kg) lift capacity

Z™-45/25J RT

- 52 ft 2 in (16.07 m) working height
- 25 ft 1 in (7.65 m) horizontal reach
- 23 ft 6 in (7.16 m) up and over clearance
- Up to 500 lb (227 kg) lift capacity

PRODUCTIVITY

- Self-leveling platform
- Hydraulic platform rotation
- Fully proportional controls
- Drive enable
- AC power cord to platform
- Horn
- Hour meter
- Tilt alarm
- Descent alarm
- 355° non-continuous turntable rotation
- Positive traction drive
- Two speed wheel motors

POWER

- All engines are emissions compliant
- 12 V DC auxiliary power
- Engine protection package
- Deutz intake air heater
- Swing out engine tray



OPTIONS & ACCESSORIES

PRODUCTIVITY

- Platform swing gate
- Half mesh platform inserts with swing gate
- Platform top auxiliary rail
- Air line to platform
- Thumb rocker steer
- Fire resistant hydraulic oil
- Biodegradable hydraulic oil
- Standard aircraft protection package*
- Deluxe aircraft protection package*
- Basic hostile environment kit
- Tool tray
- Fluorescent tube caddy
- Pipe cradle (pair)
- Alarm package
- Panel cradle package
- Platform work lights
- Front driving lights
- Lockable platform control box cover
- Tow package

POWER

- Engine gauge package
- AC generator packages (110V/60Hz, 3000W or 220V/50Hz, 2500W)
- Cold Weather Packages
- Arctic Packages
- Diesel scrubber/spark arrestor muffler
- Diesel spark arrestor muffler
- LPG tank 33.5 lb (15.19 kg) capacity
- Additional LPG tank with carrier
- Retained key selector switch

* Reduces platform capacity to 440 lbs

** Not available on CE machines

MANLIFT

Dubai Head Office:

P.O. Box 213645, Dubai, U.A.E.
Tel: +971 4 885 6065
Fax: +971 4 885 6034
info@manliftgroup.com

Abu Dhabi Branch:

P.O. Box 95024, Abu Dhabi, U.A.E.
Tel: +971 2 550 2621
Fax: +971 2 550 2623
abudhabi@manliftgroup.com

Qatar Branch:

P.O. Box 23135, Doha, Qatar
Tel: +974 351 0131
Fax: +974 466 6436
qatar@manliftgroup.com