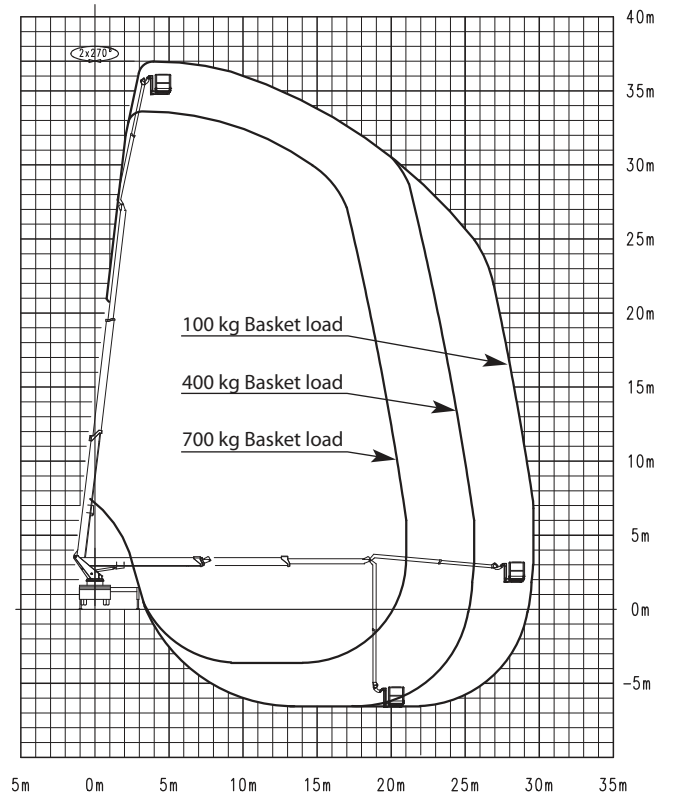
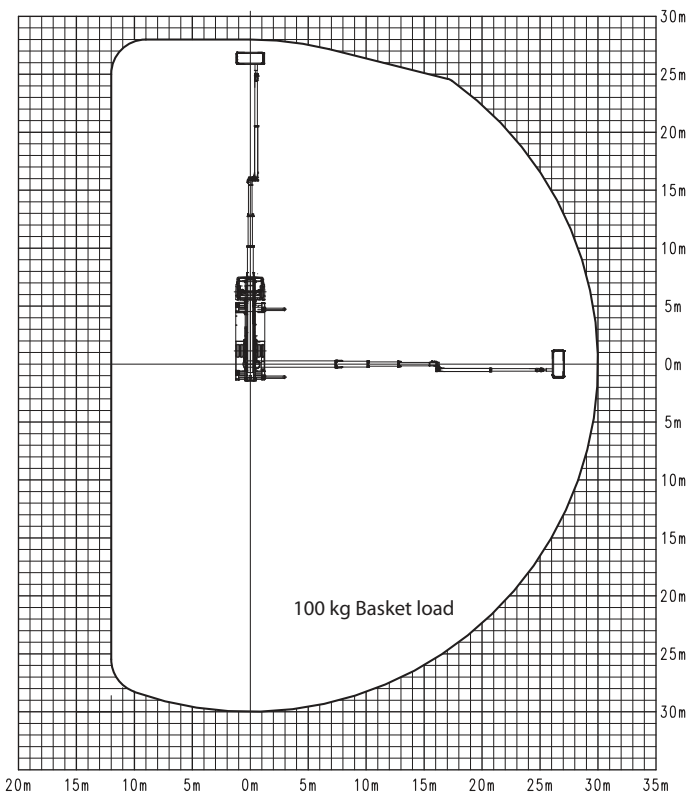


# WT 370

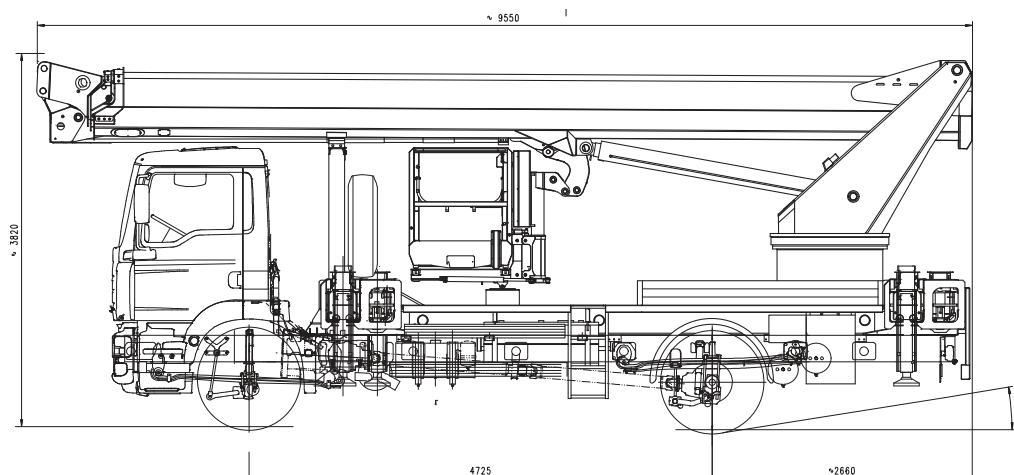


WT 370 Working range



# Compact and high-performing

## Technical Data WT 370



### Specifications of basic model

Max. working height	37 m
Max. basket floor height	35 m
Max. horizontal outreach of telescopic workman basket (with ... kg basket load)	28.8 m / 100 kg
Max. horizontal reach Heavy-duty workman basket (with ... kg basket load)	29.50 m / 100 kg

### Workman basket

Standard basket:	3.88 x 1.05 x 1.10 m
Telescopic basket (WxLxH)	
Optional basket:	2.47 x 1.05 x 1.10 m
Heavy-duty basket (WxLxH)	
Slewing range of basket	2 x 80°
Max. permissible load with fully extended jib boom	
Telescopic basket	300 kg
Heavy-duty basket	400 kg
Max. permissible load when jib boom is not extended	
Telescopic basket	600 kg
Heavy-duty basket	700 kg
Motor Start/Stop in the workman basket	standard
Synthetic cover on control panel	standard
230 V CEE outlet in the workman basket	standard
5 anchor points to secure safety belt	standard
Displaceable control panel	standard
Graphic display	standard
Reversible slewing direction after panel relocation	standard
Collision protection for basket and jib boom	standard
Battery voltage monitoring in the basket	standard

### Stabilizers

Function of the stabilizers	fully variable
Max. stabilizer spread - both sides horizontally extended	6.20 m
Stabilizer control at the base	standard
Automatic outrigger system and set-up levelling	standard
Max. permissible inclination 2°	
Blinking lights on the stabilizer extensions	standard
4 Safety plates	standard

### Boom system

Number of extensions (main boom)	2
Jib boom	1 extension
Max. length of jib boom	8.5 m
Working range with jib boom below floor level	up to 6 m
All power guides and hydraulic and mechanical equipment internally routed and optimally protected against damage	standard
Hydraulic jib boom, working range	175°
Automatic return of main boom to transport position "Home Function"	standard

### Slewing system

Slewing within mirror width	standard
Slewing range	540°

### Carrier vehicle and installation

GVW class	at least 18 t
Length in transport position	9.55 m*
Width in transport position	2.50 m*
Height in transport position	3.70 m*
Angle of slope	approx. 8° *
Hydraulic oil tank with return line filter	standard

\*) depending on carrier vehicle

### Manual and emergency controls

Integrated in the body - well-protected and lockable	standard
Emergency lowering system in the basket	standard
Back-up/Emergency control at the base	standard
24 V electric emergency pump over vehicle battery	standard



#### Dubai Head Office:

P.O. Box 213645, Dubai, U.A.E.  
Tel: +971 4 885 6065  
Fax: +971 4 885 6034  
info@manliftgroup.com

#### Abu Dhabi Branch:

P.O. Box 95024, Abu Dhabi, U.A.E.  
Tel: +971 2 550 2621  
Fax: +971 2 550 2623  
abudhabi@manliftgroup.com

#### Qatar Branch:

P.O. Box 23135, Doha, Qatar  
Tel: +974 351 0131  
Fax: +974 466 6436  
qatar@manliftgroup.com