

SAFETY AWARENESS GUIDE

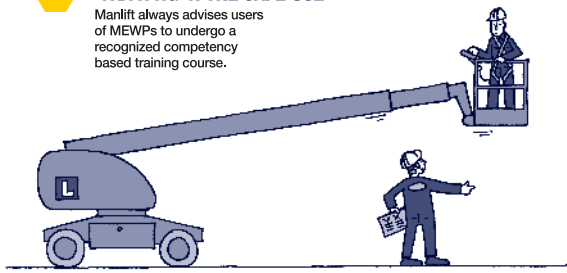
"10 Tips for safe working at height with MEWPs"

WORKING SAFELY AT HEIGHT with MEWPs

A high proportion of accidents with Mobile Aerial Work Platforms (MEWPs) can be directly attributed to lack of correct training in the safe use! In this awareness guide, Manlift provides tips about safe use of MEWPs, before, during and after operation. Manlift also offers expert professional advice on the correct use of MEWPs.

1. "TRAINING IN THE SAFE USE"

Manlift always advises users of MEWPs to undergo a recognized competency based training course.



For more info on training courses, send us an email on training@manliftgroup.com.

2. READ THE MANUFACTURERS OPERATOR MANUAL

This is kept on the platform.


Not present?
Call Manlift Helpdesk
800MANLIFT (8006265438)



3. CHECK THE WORK AREA PRIOR TO USE

Pay attention to:

- Ground conditions
- Obstacles
- Drains and man holes.
- Bystanders
- Weather conditions




4. PRIOR TO USE, INSPECT THE MEWP

Pay attention to:

- Inspection date
- Fluid levels
- Wheels, tyres
- Damage
- Missing, loose parts

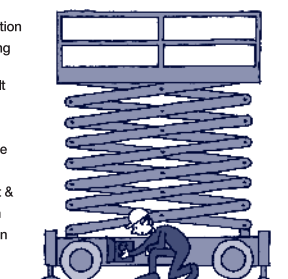
Faults?
Call Manlift Helpdesk
800MANLIFT (8006265438)



5. CONDUCT "PRE-USE" CHECKS

Check the following:

- correct control function
- Driving and operating function
- Angle indicator or tilt alarm
- Drive speed should automatically reduce when elevated
- Emergency descent & emergency function
- 3RD party inspection sticker



6. WEAR PERSONAL PROTECTIVE EQUIPMENT

This (PPE) must include:
Based on the MEWP type and a Risk Assessment this often includes:

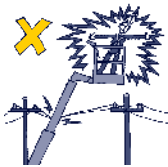


- A Full body safety harness with adjustable lanyard
- Safety footwear
- Safety Helmet
- Suitable work clothing



7. STAY ALERT!


Conditions constantly change. Keep checking:

- Ground conditions
- Obstacles
- Drains
- Bystanders
- Weather conditions




8. AFTER FINISHING WORK WITH THE MEWP

- Park the aerial platform in a safe place
- Press emergency stop button
- Remove the key and hand it to your supervisor.



- Re - Fuel as needed (note the correct fuel inlet)
Check Battery water level BUT only if you are wearing the correct PPE!
Place the MEWP on charge after your work shift.
- Limit risk of unauthorised use and vandalism



9. TECHNICAL FAULT

- Stop operating the aerial platform
- Call Manlift Helpdesk **800MANLIFT (8006265438)**



10. OIL LEAK

- Stop operating the aerial platform
- Do not move the MEWP
- Try to contain the leakage
- Barricade off contaminated area off MEWP
- Call Manlift Helpdesk

800MANLIFT (8006265438)

